

THEJUS ENGINEERING COLLEGE, KUNNAMKULAM-680584
BALANCE SHEET AS AT 31ST MARCH 2021


Particulars	Sch.No	Amount	Amount
Sources of funds			
Current Liabilities	1		4,95,76,702.20
College of Architecture			1,55,59,314.16
Cheruvathur Foundation			34,65,55,923.51
Total Sources Of Funds			41,16,91,939.87
Application of funds			
Fixed Assets	2		27,83,62,573.42
Current Assets	3		2,24,81,760.55
Deficit at the Beginning of The Year		6,21,18,194.44	
Excess Of Expenditure Over Income		4,87,29,411.46	11,08,47,605.90
Total application Of Funds			41,16,91,939.87

THEJUS ENGINEERING COLLEGE, KUNNAMKULAM-680584
INCOME AND EXPENDITURE ACCOUNT FOR THE YEAR ENDED 31ST MARCH, 2021


Particulars	Sch.no	Amount	Amount
Income			
Direct income	4	4,64,47,745.90	
Add: Indirect Income	5	15,06,285.00	
Less: Operating & Administrative Expenses	6		6,44,89,340.54
			(1,65,35,309.64)
Less: Depreciation			3,21,94,101.82
Excess Of Expenditure Over Income			4,87,29,411.46

Vide our separate report on even Date

For Thejus Engineering College


 Chairman and Mg. Trustee.

For BALARAM & NANDAKUMAR
 CHARTERED ACCOUNTANTS


 V. K. Nandakumar, B.Sc., F.C.A.
 (PARTNER) M.No. 022305 F.R.N. 000130

Place: Thrissur
 Date: 27/12/2021

Place: Thrissur
 Date: 27/12/2021

UPIN: 210223058980JW4296


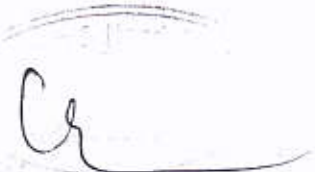
THEJUS ENGINEERING COLLEGE, KUNNAMKULAM-680584
Schedules As At 31st March 2021

Schedule - 1 - Current Liabilities

Particulars	Amount	Amount
Sundry Creditors Sch - A		70,55,613.00
<u>Expenses Payables</u>		
Audit Fee Payable	62,422.00	
Electricity Charges Payable (Paid on 12.04.2021)	4,27,521.00	
EPF Contribution - Payable (Paid on 13.04.2021)	1,10,998.00	
ESIC Payable (Paid on 13.04.2021)	23,045.00	
Telephone Charges Payable (Paid on 22.04.2021)	11,836.00	
Rent Payable (Paid on 23.07.2021)	10,000.00	
Professional Tax Payable (Paid on 02.04.2021)	1,20,072.00	
Mess Expense Payable (Paid on 13.04.2021)	1,30,526.00	
Salary Payable (Paid on 12.04.2021)	2,00,45,253.00	
Gratuity Payable	4,88,770.00	
University Affiliation Fee Payable	8,90,000.00	2,23,20,443.00
TDS Payable (Paid on 30.04.2021)		1,36,653.00
Caution Deposit B Tech		62,54,282.00
Caution Deposit M Tech		4,06,252.00
Caution Deposit PHD		2,500.00
Hostel Caution Deposit		2,70,787.00
KTU Exam Fee Payable		11,63,363.20
Remuneration on Exam Duty Payable		61,505.00
Advance Hostel Fee Received		16,059.00
Security Deposit(Faisal) -Canteen		50,000.00
PTA Fund		18,35,000.00
Student Grants		13,43,620.00
Women Empowerment Cell		22,550.00
Excess Fee Refundable		18,68,050.00
Professor T V George Endowment Fund		20,626.00
Revaluation Fee Refundable		44,800.00
Mess Advance		20,000.00
Other Liabilities		
Alumni Association (TECAA)	15,52,500.00	
Building Cess	51,32,099.00	66,84,599.00
		4,95,76,702.20

For Thejus Engineering College

Chairman and Mg. Trustee.

Schedule - A - Sundry Creditors

Particulars	Amount	Amount
A 2 Z Sanitary Wares & Tiles		4,09,122.00
ABM Electricals		2,37,437.00
Baiju EC -Retention		14,430.00
Brights Enterprises - Retention		76,014.00
Bus Owner Spares		12,780.00
Chemind		23,424.00
Crossifield Water Purifier		42,224.00
D P Equipments Private Limited		12,556.00
Edakkalathur Fuels		16,253.00
H. M Fuels		4,40,740.00
Increation Design & Contracts Pvt Ltd		34,22,243.00
Insto Technologies		23,062.00
J N Associates		2,79,621.00
Kelukutty & Brothers-Retention		9,93,714.00
Madhusudhanan - Retention		8,272.00
Mahatma Petroleum Agencies		7,546.00
M.A.M. Fuels		9,252.00
M/s Crystal Fabrications		1,31,267.00
Radha Electronics		1,35,659.00
Retention - Aag India Pvt Ltd		21,390.00
Signature Consultants		10,447.00
Sr. Accounts Officer BSNL TCR		1,13,449.00
Sreelakshmi Distributors		1,51,704.00
S S Enterprises		1,10,399.00
The New India Assurance Co. Ltd		22,608.00
Unicorn Power Solutions Pvt Ltd		7,140.00
Varandarapilly Petroleum Services		8,480.00
Veeshine Facility Solutions Pvt Ltd		3,14,380.00
		70,55,613.00

Schedule - 3 - Current Assets

Particulars	Amount	Amount
Sundry Debtors - Schedule B		10,52,154.00
Bank Accounts -Schedule C		55,54,804.52
Deposits -Schedule D		15,62,397.00
Cash-in-hand		5,95,040.00
Petty Cash		-
HO Cash		5,928.50
Fee Receivables		
Fee Receivable	1,22,76,550.00	
Hostel Fee Receivable	71,400.00	
Hostel Mess Fee Receivable	78,993.00	1,24,26,943.00
Prepaid Vehicle Insurance		5,12,433.00
Prepaid Internet Charges		1,37,404.00
Prepaid AMC		1,44,614.00
Receivable from CEE		1,10,000.00
IT Refund Receivable		3,80,042.53
		2,24,81,760.55

For Thejus Engineering College

Chairman and Mg. Trustees.



Schedule - B - Sundry Debtors

Particulars	Amount	Amount
Aneesh T K (Accountant)		9,90,978.00
College Canteen		61,176.00
		10,52,154.00

Schedule - C - Bank Accounts

Particulars	Amount	Amount
Catholic Syrian Bank Ltd. A/c No.03194696-195001		4,737.50
Mess Committee A/C Federal Bank		8,191.00
SBI- Kunnankulam		4,15,865.24
SBT -Marathancode(Principal)		10,16,905.78
The Federal Bank Ltd.AC.No. 9057		41,09,105.00
		55,54,804.52

Schedule - D - Deposits

Particulars	Amount	Amount
Security Deposit - Fuel		4,40,000.00
BSNL ISDN Deposit		10,000.00
Internet deposit		1,000.00
Rent deposit		25,000.00
Security deposit- HPCL		6,950.00
Security deposit- KSEB		4,53,254.00
Security deposit-Vivitha Gas		5,000.00
Security Deposit-Sreevinayaka Gas Agencies		35,000.00
Electricity deposit		5,86,193.00
		15,62,397.00

Schedule - 4 - Direct Incomes

Particulars	Amount	Amount
Tuition Fee 2020		4,55,25,495.00
Hostel Fees		
Hostel Mess Fee	1,29,559.00	
Hostel Rent	1,76,900.00	3,06,459.00
Bus Fare		1,94,090.90
Admission Fee		62,000.00
Miscellaneous Fee		49,000.00
Students Uniform Cloth		5,950.00
Students Insurance		1,80,926.00
ID Card		2,650.00
Re admission Fee		1,20,000.00
Special Improvement Examination		1,175.00
		4,64,47,745.90

For Thejus Engineering College

Chairman and Mg. Trustee



TRUSTEE - 4
1000455

Schedule - 5 - Indirect Income


Particulars	Amount	Amount
Miscellaneous Income		8,76,521.00
Students Penalties & Fine		13,821.00
Application Form Fee Received B Tech 2020		50,000.00
Application Form Fee Received M Tech 2020		11,000.00
Credential Verification		10,000.00
Rent Received		7,500.00
Sale From Store		1,210.00
Remuneration on Exam Duties		3,03,508.00
Consultancy Charges		63,500.00
Supplementary Exam Fee		1,69,225.00
		15,06,285.00

Schedule -6- Operating & Administrative Expenses

Particulars	Amount	Amount
Administrative Expenses		43,35,425.54
Donation		500.00
Academic Expenses		13,01,450.00
Admission Expenses		1,78,630.00
AICTE/ University Fee		9,12,000.00
Membership & Subscription		30,000.00
Electricity / Water Charges		20,50,326.00
Hostel Mess Expenses		4,92,495.00
Insurance		16,406.00
Journals & Periodicals		3,03,015.00
Lab Consumables		25,636.00
Rates & Taxes		3,07,825.00
Repairs & Maintenance		5,54,304.00
<u>Salary and Allowance</u>		
Allowances	11,000.00	
EPF Contribution	5,48,530.00	
ESI Contribution	1,74,650.00	
Gratuity	34,40,926.00	
Salary to Staff	4,76,38,650.00	5,18,13,756.00
Vehicle Running and Maintenance		21,05,150.00
Audit Fee		62,422.00
		6,44,89,340.54

For Thejus Engineering College

Chairman and Mg. Trustee



THEJUS ENGINEERING COLLEGE
SCHEDULE 2: FIXED ASSETS


PARTICULARS	W.D.V AS ON 31/03/2020		ADDITIONS	SALES / TRANSFER	NET BLOCK	RATE	DEPRECIATION		W.D.V AS ON 31/03/2021
	Before Sept	After sept					Before Sept	After sept	
BUILDING	51,72,019.00		12,93,340.00		51,72,019.00				51,72,019.00
Buildings	18,78,10,223.24				18,91,03,563.24	10%	1,87,81,022.32	64,667.00	17,02,57,873.92
Basket Ball Court	3,93,132.30				3,93,132.30	10%	39,313.23		3,53,819.07
Canteen Building	65,57,603.46				65,57,603.46	10%	6,55,760.35		59,01,843.11
College Building	1,69,41,721.67				1,69,41,721.67	10%	16,94,172.17		1,52,47,549.50
Main Block	2,06,52,978.24				2,06,52,978.24	10%	20,65,297.82		1,85,87,680.42
Hostel Building - Boys	1,00,47,144.34				1,00,47,144.34	10%	10,04,714.43		90,42,429.91
Hostel Building - Girls	1,39,29,032.30				1,39,29,032.30	10%	13,92,903.23		1,25,36,129.07
Lab Block	4,40,630.11				4,40,630.11	10%	44,063.01		3,96,567.10
Furniture And Fittings	6,63,817.07				6,63,817.07	10%	66,381.71		5,97,435.36
Chair	7,93,688.80				7,93,688.80	10%	79,368.88		7,14,319.92
Chalk Board	29,458.93				29,458.93	10%	2,945.89		26,513.04
Computer Chair & Table	7,25,619.35				7,25,619.35	10%	72,561.94		6,53,057.41
Desk With Bench	16,00,827.91				16,00,827.91	10%	1,60,082.79		14,40,745.12
Drawing Board,Stand,Stool	9,74,674.64				9,74,674.64	10%	97,467.46		8,77,207.18
Furniture And Fittings	34,47,507.37				34,47,507.37	10%	3,44,750.74		31,02,756.63
Hostel Furniture	5,14,646.10				5,14,646.10	10%	51,464.61		4,63,181.49
Interior Work	35,21,765.04				35,21,765.04	10%	3,52,176.50		31,69,588.54
Milavalku	8,726.87				8,726.87	10%	872.69		7,854.18
Musical Instruments	39,328.93				39,328.93	10%	3,932.89		35,396.04
Office Furniture	4,82,419.57				4,82,419.57	10%	48,241.96		4,34,177.61
Office Chair	2,63,971.05				2,63,971.05	10%	26,397.11		2,37,573.94
Office Storewell	1,20,512.68				1,20,512.68	10%	12,051.27		1,08,461.41
Office Table	7,80,985.65				7,80,985.65	10%	78,098.57		7,02,887.08
Steel Adminh	44,734.42				44,734.42	10%	4,473.44		40,260.98
Steel Coat	1,75,618.93				1,75,618.93	10%	17,561.89		1,58,057.04
Trolley	12,068.64				12,068.64	10%	1,206.86		10,861.78
Locker	7,511.92				7,511.92	10%	751.19		6,760.73
Safe With Cashbox	44,720.76				44,720.76	10%	4,472.08		40,248.68
Hostel equipment	62,353.56				62,353.56	10%	6,235.36		56,118.20
Kitchen Utensils	36,108.65				36,108.65	10%	3,610.87		32,497.78
Canteen Equipments	4,18,524.59				4,18,524.59	10%	41,852.46		3,76,672.13
Name Board	29,762.02				29,762.02	10%	2,976.20		26,785.82
Table Tennis Board	25,349.74				25,349.74	10%	2,534.97		22,814.77



For Thejus Engineering College
Chairman and Mgt. Trustee

Electrical Fittings									
Electrical Fittings& Equipments	8,55,336.44				8,55,336.44	10%	85,533.64	-	7,69,802.80
Electrical Light Fittings	4,57,049.59				4,57,049.59	10%	45,704.96	-	4,11,344.63
Office Fans	2,65,285.35				2,65,285.35	10%	26,528.54	-	2,38,756.81
PA Systems	32,033.94				32,033.94	10%	3,203.39	-	28,830.55
Solar Street/Pole Light	1,02,060.00				1,02,060.00	10%	10,206.00	-	91,854.00
Plant And Machinery									
Generator	3,82,912.53				3,82,912.53	15%	57,436.88	-	3,25,475.65
Grinder	1,821.09				1,821.09	15%	273.16	-	1,547.93
Motor	74,576.26				74,576.26	15%	11,186.44	-	63,389.82
Napkin Destroyer	68,918.55				68,918.55	15%	10,337.78	-	58,580.77
Transformer	95,068.14				95,068.14	15%	14,260.22	-	80,807.92
Workshop Machines &Tools	19,90,499.93				19,90,499.93	15%	2,98,574.99	-	16,91,924.94
Fire Extinguisher	3,01,594.45				3,01,594.45	15%	45,239.17	-	2,56,355.28
Bio Gas Plant	13,848.93				13,848.93	15%	2,077.34	-	11,771.59
Tools & Equipment	13,182.84				13,182.84	15%	1,977.43	-	11,205.41
Grinder (For Hostel)	7,950.31				7,950.31	15%	1,192.55	-	6,757.76
Telephone Instrument	11,997.28				11,997.28	15%	1,799.59	-	10,197.69
UPS	9,72,113.27				9,72,113.27	15%	1,45,816.99	-	8,26,296.28
Water Cooler	1,32,511.56				1,32,511.56	15%	19,876.73	-	1,12,634.83
Airconditioner	16,62,051.90				16,62,051.90	15%	2,49,307.79	-	14,12,744.11
Finger Printer	24,917.08				24,917.08	15%	3,737.56	-	21,179.52
Printer	98,057.24				98,057.24	15%	14,708.59	-	83,348.65
Printing Machine (With Electronic Cash Register)	8,014.43				8,014.43	15%	1,202.16	-	6,812.27
Sewage Treatment Plant	2,62,357.21				2,62,357.21	15%	39,353.58	-	2,23,003.63
Television	29,896.13				29,896.13	15%	4,484.42	-	25,411.71
Interactive Board Promethean	1,31,306.04				1,31,306.04	15%	19,695.91	-	1,11,610.13
Battery	5,81,230.31	14,820.00	44,890.00		6,40,940.31	15%	89,407.55	3,366.75	5,48,166.01
GPS VLT Device	1,36,464.05				1,36,464.05	15%	20,469.61	-	1,15,994.44
Swiping Machine	13,098.00				13,098.00	15%	1,964.70	-	11,133.30

For Thejus Engineering College


Chairman and Mg. Trustee.



Computer And Accessories									
CC TV Camera System	1,49,049.44								
Computer And Accessories	2,40,368.81				1,49,049.44	40%	59,619.78	-	89,429.66
Computer	1,57,343.04				2,40,368.81	40%	96,147.52	-	1,44,221.29
Software	1,91,442.00				1,57,343.04	40%	62,937.22	-	94,405.82
					1,91,442.00	40%	76,576.80	-	1,14,865.20
Lab Equipments									
Air Compressor	24,960.13								
Lab Equipments	70,28,358.69				24,960.13	15%	3,744.02	-	21,216.11
Robot Trainer	3,05,837.56				70,28,358.69	15%	10,54,253.80	-	59,74,104.89
Refridgerator	4,616.31				3,05,837.56	15%	45,875.63	-	2,59,961.93
Library Books	23,30,383.95				4,616.31	15%	692.45	-	3,923.86
					23,30,383.95	15%	3,49,557.59	-	19,80,826.36
Office Equipments									
Biometric Fingerprint Scanner	24,235.63								
Camera	1,12,987.51				24,235.63	15%	3,635.34	-	20,600.29
Cooler	1,73,812.55				1,12,987.51	15%	16,948.13	-	96,039.38
Currency Counting Machine	4,327.79				1,73,812.55	15%	26,071.88	-	1,47,740.67
EPABX	1,86,593.33				4,327.79	15%	649.17	-	3,678.62
Fax Machine	10,562.30				1,86,593.33	15%	27,989.00	-	1,58,604.33
Invertor	7,967.12				10,562.30	15%	1,584.35	-	8,977.95
LCD Projector & Screen	1,09,442.31				7,967.12	15%	1,195.07	-	6,772.05
Photostat Machine	79,480.51				1,09,442.31	15%	16,416.35	-	93,025.96
Sound System	49,086.92				79,480.51	15%	11,922.08	-	67,558.43
Stabilizer	13,653.62				49,086.92	15%	7,363.04	-	41,723.88
Water Filter	2,665.41				13,653.62	15%	2,048.04	-	11,605.58
Weighing Machine	5,170.83				2,665.41	15%	399.81	-	2,265.60
					5,170.83	15%	775.62	-	4,395.21
Vehicles									
College Bus	1,08,30,726.48								
Office Car	3,28,694.01				1,08,30,726.48	15%	16,24,608.97	-	92,06,117.51
Tempo Traveller	1,57,377.71				3,28,694.01	15%	49,304.10	-	2,79,389.91
Toyota Innova	11,79,140.58				1,57,377.71	15%	23,606.66	-	1,33,771.05
					11,79,140.58	15%	1,76,871.09	-	10,02,269.49
Total	30,92,03,625.24	14,820.00	13,38,230.00	-	31,05,56,675.24	-	3,21,26,068.07	68,033.75	27,83,62,573.42

For Thejus Engineering College

Chairman and Mg. Trustee.



THEJUS ENGINEERING COLLEGE, KUNNAMKULAM-680584
BALANCE SHEET AS AT 31ST MARCH 2019

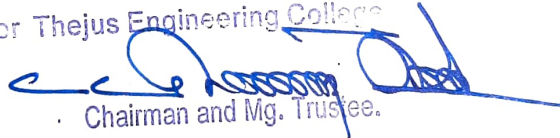
Particulars	Sch.No	Amount	Amount
Sources of funds			
Current Liabilities	1		35,085,871.00
Cheruvathoor Foundation			342,290,120.51
Total Sources Of Funds			377,375,991.51
Application of funds			
Fixed Assets	2		344,486,379.24
Current Assets	3		13,262,530.62
Collge of Architecture			6,499,435.00
Deficit at the Beginning of The Year		178,431.33	
Excess Of Expenditure Over Income		12,949,215.32	13,127,646.65
Total application Of Funds			377,375,991.51

THEJUS ENGINEERING COLLEGE, KUNNAMKULAM-680584
INCOME AND EXPENDITURE ACCOUNT FOR THE YEAR ENDED 31ST MARCH, 2019


Particulars	Sch.no	Amount	Amount
Income			
Direct income	4	127,785,927.10	
Add: Indirect Income	5	2,763,477.50	130,549,404.60
Less: Operating & Administrative Expenses	6		103,035,708.09
			27,513,696.51
Less: Depreciation			40,462,911.83
Excess Of Expenditure Over Income			12,949,215.32

Vide our separate report on even Date

For Thejus Engineering College


 Chairman and Mg. Trustee.

For BALARAM & NANDAKUMAR
 CHARTERED ACCOUNTANTS


 V. K. Nandakumar, B.Sc., F.C.A.
 (PARTNER) M.No. 022305, F.R.N. 000346S

Place: Thrissur

Date: 26/11/2019

UDIN: 19022305NABAB 5846

Place: Thrissur

Date: 26/11/2019

THEJUS ENGINEERING COLLEGE, KUNNAMKULAM-680584
Schedules As At 31st March 2019

Schedule - 1 - Current Liabilities


Particulars	Amount	Amount
Sundry Creditors Sch - A		
<u>Expenses Payables</u>		8,963,630.00
Audit Fee Payable		
Electricity Charges Payable(09/04/2019,12/04/2019)	62,951.00	
EPF Contribution - Payable (11/04/2019)	265,831.00	
ESIC Payable (11/04/2019)	118,544.00	
Telephone Charges Payable (12/04/2019)	48,188.00	
Internet Charges Payable(03/04/2019)	11,856.00	
Salary Payable(03/04/2019,04/04/2019)	1,734.00	
TDS Payable (03/04/2019,03/04/2019,27/04/2019,07/05/2019)	4,558,649.00	5,067,753.00
Caution Deposit B Tech		200,460.00
Caution Deposit M Tech		10,370,812.00
Hostel Caution Deposit		458,500.00
KTU Exam Fee Payable		397,337.00
Remuneration on Exam Duty Payable		2,517,670.00
Rent Payable		25,860.00
Security Deposit(Faisal) -Canteen		20,000.00
Students Administration Fee Payable		50,000.00
PTA Fund 2017-18		13,000.00
PTA Fund 2018-19		340,000.00
E-Grantz		468,000.00
Comprehensive Exam Fee 2018-19		1,140,290.00
Excess Fee Refundable		73,000.00
Women Empowerment Cell		185,250.00
Other Liabilities		22,550.00
Alumni Association (TECAA)	933,000.00	
Building Cess	3,838,759.00	4,771,759.00
		35,085,871.00

Schedule - A - Sundry Creditors

Particulars	Amount	Amount
A 2 Z Sanitary Wares & Tiles		409,122.00
ABM Electricals		237,437.00
Asianet Satellite Communications Ltd		126,175.00
Baiju EC -Retention		14,430.00
Brights Enterprises - Retention		76,014.00
Bus Owner Spares		57,142.00
CAP India		2,842.00
Charge		31,600.00
Chittanipara Fuels		7,246.00
College Canteen		10,093.00
D P Equipments Private Limited		8,300.00

For Thejus Engineering College


Chairman and Mg. Trustee





Edakkalathur Fuels		133,254.00
Emmay Fuels		68,460.00
Global Informations Systems Technology Pvt. Ltd		283,073.00
H. M Fuels		1,088,278.00
Increation Design & Contracts Pvt Ltd		3,422,243.00
J N Associates		292,857.00
Job K K		30,870.00
K A Kumaran & Company		88,367.00
KC Offset Printers		1,100.00
Kelukutty & Brothers-Retention		993,714.00
Madhusudhanan - Retention		8,272.00
Mahatma Petroleum Agencies		54,347.00
Modern Tyres		4,700.00
M/s Crystal Fabrications		131,267.00
Retention - Aag India Pvt Ltd		21,390.00
Scientific Enterprises		51,465.00
Signature Consultants		10,447.00
S.M. Paper Mart		35,913.00
Sonnet Creations Pvt Ltd		60,339.00
Spaar Environmental Technologies (P) Ltd		47,200.00
Sree Lakshmi Distributors		243,089.00
S S Enterprises		110,399.00
Synergy Technical Systems		58,500.00
TUV SUD and South Asia Pvt Ltd		22,656.00
Valloor Motors Pvt. Ltd		20,893.00
Varandarapilly Petroleum Services		63,624.00
Veeshine Facility Solutions Pvt Ltd		561,664.00
V T Thomas		17,500.00
Wide Solution		57,348.00
		8,963,630.00

Schedule - 3 - Current Assets

Particulars	Amount	Amount
Sundry Debtors - Schedule B		1,066,529.00
Bank Accounts -Schedule C		7,458,984.59
Deposits -Schedule D		1,637,397.00
Cash-in-hand		236,250.00
HO Cash		5,928.50
Fee Receivables		
Fee Receivable	1,428,950.00	
Hostel Fee Receivable	95,200.00	
Hostel Mess Fee Receivable	370,118.00	1,894,268.00
Prepaid Building Insurance		15,830.00
Prepaid Vehicle Insurance		478,433.00
Prepaid Internet Charges		10,730.00
Prepaid AMC		84,232.00
IT Refund Receivable		373,948.53
		13,262,530.62

For Thejus Engineering College


Chairman and Mg. Trustee.



Schedule - B - Sundry Debtors

Particulars	Amount	Amount
Amrithas Consultancy		10,296.00
Aneesh T K (Accountant)		990,978.00
Varna Creation		355.00
Global Innovative Technologies		64,900.00
		1,066,529.00

Schedule - C - Bank Accounts

Particulars	Amount	Amount
Catholic Syrian Bank Ltd. A/c No.03194696-195001		5,511.00
Mess Committee A/C Federal Bank		7,615.00
SBI- Kunnankulam		496,261.84
SBT -Marathancode(Principal)		361,230.08
The Federal Bank Ltd.AC.No. 9057		6,588,366.67
		7,458,984.59


Schedule - D - Deposits

Particulars	Amount	Amount
Security Deposit - Fuel		465,000.00
BSNL ISDN Depsoit		10,000.00
Internet deposit		1,000.00
Rent deposit		75,000.00
Security deposit- HPCL		6,950.00
Security deposit- KSEB		453,254.00
Security deposit-Vivitha Gas		5,000.00
Security Deposit-Sreevinayaka Gas Agencies		35,000.00
Electricity deposit		586,193.00
		1,637,397.00

For Thejus Engineering College



Chairman and Mg. Trustee.




Schedule - 4 - Direct Incomes


Particulars	Amount	Amount
Tuition Fee 2018		
Hostel Fees		111,078,439.10
Hostel Mess Fee		
Hostel Rent	2,006,805.00	
Bus Fare	1,507,605.00	3,514,410.00
Other Fees		8,161,489.00
Academic Students Activities	384,500.00	
Internet/E Journals/Digital Resouce Access Fee	910,500.00	
Sports /UnionActivities/Magazines	1,109,750.00	
Training and Placement Fee	381,000.00	
Internal Test, Records and assignments	1,364,000.00	
Admission fee	117,000.00	
Project and Viva	75,000.00	
Students Uniform Cloth	211,789.00	
Students Insurance	409,550.00	
ID Card	58,500.00	
Re admission Fee	10,000.00	
		5,031,589.00
		127,785,927.10

Schedule - 5 - Indirect Income

Particulars	Amount	Amount
Miscellaneous Income		1,512,150.00
Compressive Test		13,500.00
Students Penalties & Fine		237,543.00
Application Form Fee Received B Tech 2018		59,900.00
Application Form Fee Received M Tech 2018		19,000.00
Sale of Scrap		15,092.00
Sale of Tender Form		1,700.00
Credential Verification		2,000.00
Rent Received		20,000.00
Sale From Store		34,410.00
Interest On FD		288,080.00
Interest Received		1,476.00
Photostat Charges		68,904.00
Remuneration on Exam Duties		54,432.50
Exam Fee-Internal Improvement		433,000.00
Revaluation Fee		2,290.00
		2,763,477.50

For Thejus Engineering College



Chairman and Mg. Trustee.




Schedule -6- Operating & Administrative Expenses

Particulars	Amount	Amount
Faculty Development Program		8,200.00
Remuneration		54,950.00
Web Site Renewal Charges		17,943.95
Advertisement		198,020.00
AMC Charges		471,884.00
Arts & Tech Fest		419,243.00
Computer Stationery		35,240.00
Courier & Postage		14,748.00
Donation		221,250.00
Electricity Charges		2,193,329.00
Salary & allowance		
Salary & allowance	61,616,439.00	
EPF Contribution	857,025.00	
ESIC Contribution	309,259.00	
Festival Allowance	281,000.00	63,063,723.00
ESI Penalty		466,994.00
Fire Force Dept NOC		46,695.00
Gratuity		278,072.00
General Expenses		267,268.08
Internet Charges		1,069,622.00
Interest on Bank Loan		4,080,317.00
ISO Certification		79,296.00
Loading & Unloading Charges		12,600.00
Labour Charges		414,654.00
Medical Expenses		12,875.00
Membership Fee		42,980.00
NSS Technical Cell		3,000.00
Printing & Stationery		183,798.00
Printing Charges		666,463.00
Professional Charges		93,391.00
Refreshment Expenses		72,960.00
Software Expenses		184,899.00
Student Insurance Expense		291,965.00
Telephone Charges		150,172.32
Transportation Charges		31,330.00
Travelling Expenses		132,826.00
Water Charges		1,152,837.00
Lab Consumable Items		149,835.00
Journals & Periodicals		789,332.00
AICTE -Fee		200,000.00
House Keeping Charges		3,637,949.00
Security Charges		2,033,678.00
Sports Activities		133,074.00
Diesel Charges		6,360,910.00
Vehicle Maintenance		2,292,730.00

For Thejus Engineering College



Chairman and Mg. Trustee.



Admission Process	2,555,167.00
Allowances	182,464.00
Answer Script Registration	2,500.00
Bank Charges	10,352.74
Building Insurance	79,160.00
Comprehensive Exam Fee	12,400.00
Extention of Affiliation	20,000.00
Hostel Mess- Expenses	2,134,245.00
Hostel Warden Duty	12,000.00
Induction Ceremony	75,572.00
Industrial & Educational Visit	5,500.00
Insurance Premium - Lift	4,248.00
KTU Affiliation Fee	1,200,000.00
KTU Examination Fee	39,200.00
Cash Award	30,000.00
Legal Charges	2,000,600.00
Money Transit Insurance	19,972.00
Project Expenses	75,000.00
Rates & Taxes	231,293.00
Rent for Accommodation	187,000.00
Repairs & Maintenance	566,702.00
Training & Placement -Exp.	176,382.00
Vehicle Tax	84,000.00
Wages to Substitute Drivers	1,213,926.00
Workshop and Seminar Expenses	24,020.00
Audit Fee	62,951.00
	103,035,708.09

For Thejus Engineering College


Chairman and Mg. Trustee.



THEJUS ENGINEERING COLLEGE, KUNNAMKULAM-680584

SCHEDULE 2: FIXED ASSETS

PARTICULARS	W.D.V AS ON 31/03/2018	ADDITIONS		SALES / TRANSFER	NET BLOCK	RATE	DEPRECIATION		W.D.V AS ON 31/03/2019
		Before Sept	After sept				Before Sept	After sept	
BUILDING	5,172,019.00				5,172,019.00				5,172,019.00
Buildings									
Basket Ball Court	231,317,577.14	546,896.00			231,864,473.14	10%	23,186,47.31		208,678,025.83
Canteen Building	485,348.52				485,348.52	10%	48,348.85		436,813.67
College Building	8,095,806.74				8,095,806.74	10%	809,580.67		7,286,226.07
Main Block	20,915,705.76				20,915,705.76	10%	2,091,570.58		18,824,135.18
Hostel Building - Boys	25,497,504.00				25,497,504.00	10%	2,549,750.40		22,947,753.60
Hostel Building - Girls	12,403,881.90				12,403,881.90	10%	1,240,388.19		11,163,493.71
Lab Block	17,196,336.17				17,196,336.17	10%	1,719,633.62		15,476,702.55
	543,987.79				543,987.79	10%	54,398.78		489,589.01
Furniture And Fittings									
Book Shelves	819,527.25				819,527.25	10%	81,952.73		737,574.53
Chair	979,862.71				979,862.71	10%	97,986.27		881,876.44
Chalk Board			26,786.00		26,786.00	5%		1,339.30	25,446.70
Computer Chair & Table	895,826.36				895,826.36	10%	89,582.64		806,243.72
Desk With Bench	1,976,330.75				1,976,330.75	10%	197,633.08		1,778,697.68
Drawing Board,Stand,Stool	1,203,302.03				1,203,302.03	10%	120,330.20		1,082,971.83
Furniture And Fittings	4,195,264.60		51,334.00		4,246,598.60	10%	424,659.86		3,821,938.74
Hostel Furniture	635,365.56				635,365.56	10%	63,536.56		571,829.00
Interior Work	4,347,858.07				4,347,858.07	10%	434,785.81		3,913,072.26
Nilavilakku	10,773.91				10,773.91	10%	1,077.39		9,696.52
Musical Instruments	18,891.23		29,663.00		48,554.23	10%	4,855.42		43,698.81
Office Furniture									
Office Chair	595,579.71				595,579.71	10%	59,557.97		536,021.74
Office Storewell	325,890.18				325,890.18	10%	32,589.02		293,301.16
Office Furniture	148,781.09				148,781.09	10%	14,878.11		133,902.98
Office Table	964,179.82				964,179.82	10%	96,417.98		867,761.84
Steel Almirah	55,227.68				55,227.68	10%	5,522.77		49,704.91
Steel Coat	216,813.49				216,813.49	10%	21,681.35		195,132.14
Trolley	14,899.55				14,899.55	10%	1,489.96		13,409.60
Locker	9,273.97				9,273.97	10%	927.40		8,346.57
Safe With Cashbox	55,210.82				55,210.82	10%	5,521.08		49,689.74
Hostel equipment	76,979.70				76,979.70	10%	7,697.97		69,281.73
Kitchen Utensils	44,578.58				44,578.58	10%	4,457.86		40,120.72
Canteen Equipments	516,697.02				516,697.02	10%	51,669.70		465,027.32
Name Board	36,743.24				36,743.24	10%	3,674.32		33,068.92
Table Tennis Board	31,295.97				31,295.97	10%	3,129.60		28,166.37

For Thejus Engineering College


Chairman and Mg. Trustee



Electrical Fittings & Equipments	1,018,350.47	31,956.00	1,050,306.47	10%	105,060.65	945,275.82
Electrical Light Fittings	494,529.97	64,531.00	559,060.97	10%	55,066.10	503,154.87
Office Fans	327,512.78		327,512.78	10%	32,751.28	294,761.50
PA Systems	39,548.07		39,548.07	10%	3,954.81	35,593.26
Solar Street/Pole Light		126,000.00	126,000.00	10%	12,600.00	113,400.00
Plant And Machinery						
Generator	529,982.74		529,982.74	15%	79,497.41	450,485.33
Grinder	2,520.54		2,520.54	15%	378.08	2,142.46
Motor	103,219.74		103,219.74	15%	15,482.96	87,736.78
Napkin Destroyer		95,389.00	95,389.00	15%	14,308.35	81,080.65
Transformer	131,582.20	95,389.00	131,582.20	15%	19,737.33	111,844.87
Workshop Machines & Tools	2,755,017.21		2,755,017.21	15%	413,252.58	2,341,764.63
Fire Extinguisher	417,431.76		417,431.76	15%	62,614.76	354,817.00
Bio Gas Plant	19,168.07		19,168.07	15%	2,875.21	16,292.86
Tools & Equipment	18,246.15		18,246.15	15%	2,736.92	15,509.23
Grinder (For Hostel)	11,003.89		11,003.89	15%	1,650.58	9,353.31
Telephone Instrument	16,605.23		16,605.23	15%	2,490.78	14,114.45
UPS	1,320,985.50	24,500.00	1,345,485.50	15%	201,822.83	1,143,662.68
Water Cooler	2,300,417.85	183,407.00	2,300,417.85	15%	275,111.05	1,558,995.95
Airconditioner	34,487.31		34,487.31	15%	5,173.10	29,314.21
Finger Printer	135,719.36		135,719.36	15%	20,357.90	115,361.46
Printer	11,092.64		11,092.64	15%	1,663.90	9,428.74
Printing Machine						
(With Electronic Cash Register)						
Sewage Treatment Plant	232,446.31	106,200.00	338,646.31	15%	34,866.95	295,814.36
Television	41,378.72		41,378.72	15%	6,206.81	35,171.91
Interactive Board Promethan	181,738.47		181,738.47	15%	27,260.77	154,477.70
Battery	105,385.38	127,900.00	281,485.38	15%	34,992.81	242,877.57
Computer And Accessories						
CC TV Camera System	569,903.47	42,313.00	648,447.47	20%	244,886.59	20,809.60
Computer And Accessories	437,064.00		437,064.00	40%	174,825.60	7,246.20
Computer	432,783.32	99,000.00	531,783.32	40%	212,713.33	262,238.40
Software						319,069.99

For Thejus Engineering College

 Chairperson
 Chairman and Mgt. Trustee



Lab Equipments									
Air Compressor	34,546.89								
Lab Equipments	9,395,093.72	163,300.00	136,565.00						
Robot Trainer	423,304.58								
Refridator	6,389.36								
Library Books	3,189,608.98		5,001.00						
Office Equipments									
Biometric Fingerprint Scanner	33,544.12								
Camera	156,384.09								
Cooler	240,571.01								
Currency Counting Machine	5,990.02								
EPABX	69,608.55		173,356.00						
Fax Machine	14,619.10								
Invertor	11,027.16								
LCD Projector & Screen	151,477.25								
Photostat Machine	110,007.62								
Sound System	67,940.38								
Stabilizer	18,897.75								
Water Filter	3,689.15								
Weighing Machine	7,156.86								
Vehicles									
College Bus	14,990,624.89								
Office Car	454,939.80								
Tempo Traveller	217,823.83								
Toyota Innova	1,632,028.50								
Total	382,726,715.07	1,586,189.00	636,387.00		384,949,291.07		40,398,317.38	64,594.25	344,486,379.24

For Thejus Engineering College
 Chairman and Mg. Trustee.

[Handwritten Signature]



THEJUS ENGINEERING COLLEGE, KUNNAMKULAM-680584
BALANCE SHEET AS AT 31ST MARCH 2020

Particulars	Sch.No	Amount	Amount
Sources of funds			
Current Liabilities	1		3,38,63,204.00
College of Architecture			18,37,844.16
Cheruvathoor Foundation			34,65,74,823.51
Total Sources Of Funds			38,22,75,871.67
Application of funds			
Fixed Assets	2		30,92,03,625.24
Current Assets	3		1,09,54,051.99
Deficit at the Beginning of The Year		1,31,27,646.65	
Excess Of Expenditure Over Income		4,89,90,547.79	6,21,18,194.44
Total application Of Funds			38,22,75,871.67

THEJUS ENGINEERING COLLEGE, KUNNAMKULAM-680584
INCOME AND EXPENDITURE ACCOUNT FOR THE YEAR ENDED 31ST MARCH, 2020


Particulars	Sch.no	Amount	Amount
Income			
Direct income	4	7,60,45,649.00	
Add: Indirect Income	5	27,75,936.59	7,88,21,585.59
Less: Operating & Administrative Expenses	6		9,17,33,085.38
			(1,29,11,499.79)
Less: Depreciation			3,60,79,048.00
Excess Of Expenditure Over Income			4,89,90,547.79

Vide our separate report on even Date

For Thejus Engineering College


 Chairman and Mg. Trustee.

For BALARAM & NANDAKUMAR
 CHARTERED ACCOUNTANTS


 V.K. Nandakumar, B.Sc., F.C.A.
 (PARTNER) M.No. 022305, F.R.N. 000346S

Place: Thrissur
 Date: 06.11.2020

Place: Thrissur
 Date: 06.11.2020


UDIN: 20022305 AAAAE09751

THEJUS ENGINEERING COLLEGE, KUNNAMKULAM-680584
Schedules As At 31st March 2020


Schedule - 1 - Current Liabilities

Particulars	Amount	Amount
		70,41,652.00
Sundry Creditors Sch - A		
<u>Expenses Payables</u>		
Audit Fee Payable	62,951.00	
Electricity Charges Payable(17.06.2020, 07.09.2020)	2,09,555.00	
EPF Contribution - Payable (Paid on 14.04.2020)	1,24,664.00	
ESIC Payable (Paid on 15.05.2020)	26,481.00	
Telephone Charges Payable (Paid on 21.05.2020)	11,326.00	
Rent Payable (02.06.2020)	10,000.00	
Salary Payable	42,71,120.00	47,16,097.00
TDS Payable		2,09,218.00
Caution Deposit B Tech		86,29,032.00
Caution Deposit M Tech		3,82,252.00
Hostel Caution Deposit		3,53,287.00
KTU Exam Fee Payable		22,90,860.00
Remuneration on Exam Duty Payable		61,636.00
Advance Hostel Fee Received		74,805.00
Security Deposit(Faisal) -Canteen		50,000.00
Building Tax Payable (Paid on 23/04/2020)		13,60,800.00
PTA Fund 2019-20		5,87,000.00
Student Grants		11,48,330.00
Exam Fee Honours		12,600.00
Women Empowerment Cell		22,550.00
Excess Fee Refundable		2,64,500.00
Fee for FE Registration		11,200.00
Inter College Transfer Fee		18,000.00
KTU Affiliation Fee Payable		12,00,000.00
Professor T V George Endowment Fund		20,626.00
Revaluation Fee Refundable		54,000.00
University Sports & Arts Fee Payable		3,87,000.00
Other Liabilities		
Alumni Association (TECAA)	11,29,000.00	
Building Cess	38,38,759.00	49,67,759.00
		3,38,63,204.00

For Thejus Engineering College



Chairman and Mg. Trustee.



Schedule - A - Sundry Creditors

Particulars	Amount	Amount
A 2 Z Sanitary Wares & Tiles		4,09,122.00
ABM Electricals		2,37,437.00
Asianet Satellite Communications Ltd		1,27,243.00
Baiju EC -Retention		14,430.00
Brights Enterprises - Retention		76,014.00
Edakkalathur Fuels		68,324.00
Emmay Fuels		50,385.00
H. M Fuels		1,73,527.00
Increation Design & Contracts Pvt Ltd		34,22,243.00
J N Associates		2,94,961.00
Kelukutty & Brothers-Retention		9,93,714.00
Kerala State Co-Operative Consumers Federation Ltd		25,176.00
Madhusudhanan - Retention		8,272.00
Mahatma Petroleum Agencies		47,684.00
M.A.M. Fuels		39,569.00
M/s Crystal Fabrications		1,31,267.00
M V Vinod		61,606.00
Norms Management Associates		11,992.00
Ocean Tyres		22,450.00
Retention - Aag India Pvt Ltd		21,390.00
Signature Consultants		10,447.00
Sr. Accounts Officer BSNL TCR		1,14,401.00
Sree Lakshmi Distributors		1,24,264.00
S S Enterprises		1,10,399.00
Varandarapilly Petroleum Services		43,496.00
Veeshine Facility Solutions Pvt Ltd		3,86,239.00
Vincent George		15,600.00
		70,41,652.00

Schedule - 3 - Current Assets

Particulars	Amount	Amount
Sundry Debtors - Schedule B		10,96,427.00
Bank Accounts -Schedule C		36,95,555.96
Deposits -Schedule D		16,12,397.00
Cash-in-hand		3,91,466.00
Petty Cash		8,368.00
HO Cash		5,928.50
Fee Receivables		
Fee Receivable	30,51,550.00	
Hostel Fee Receivable	1,88,700.00	
Hostel Mess Fee Receivable	2,53,321.00	34,93,571.00
Prepaid Building Insurance		14,621.00
Prepaid Vehicle Insurance		1,27,733.00
Prepaid Internet Charges		24,256.00
Prepaid AMC		1,03,686.00
IT Refund Receivable		3,80,042.53
		1,09,54,051.99

For Thejus Engineering College


Chairman and Mg. Trustee.



Schedule - B - Sundry Debtors

Particulars	Amount	Amount
Aneesh T K (Accountant)		9,90,978.00
Amrithas Consultancy		10,296.00
College Canteen		30,253.00
Global Innovative Technologies		64,900.00
		10,96,427.00

Schedule - C - Bank Accounts

Particulars	Amount	Amount
Catholic Syrian Bank Ltd. A/c No.03194696-195001		5,213.50
Mess Committee A/C Federal Bank		7,988.00
SBI- Kunnankulam		10,66,459.84
SBT -Marathancode(Principal)		16,01,576.80
The Federal Bank Ltd.AC.No. 9057		10,14,317.82
		36,95,555.96

Schedule - D - Deposits

Particulars	Amount	Amount
Security Deposit - Fuel		4,40,000.00
BSNL ISDN Depoist		10,000.00
Internet deposit		1,000.00
Rent deposit		75,000.00
Security deposit- HPCL		6,950.00
Security deposit- KSEB		4,53,254.00
Security deposit-Vivitha Gas		5,000.00
Security Deposit-Sreevinayaka Gas Agencies		35,000.00
Electricity deposit		5,86,193.00
		16,12,397.00



For Thejus Engineering College


Chairman and Mg. Trustee.

Schedule - 4 - Direct Incomes


Particulars	Amount	Amount
Tuition Fee 2019		6,05,45,625.00
Hostel Fees		
Hostel Mess Fee	17,38,796.00	
Hostel Rent	11,58,952.00	28,97,748.00
Bus Fare		67,38,142.00
Other Fees		
Academic Students Activities	5,65,200.00	
Internet/E Journals/Digital Resouce Access Fee	13,32,000.00	
Sports /UnionActivities/Magazines	10,92,800.00	
Training and Placement Fee	9,08,500.00	
Internal Test, Records and assignments	9,01,000.00	
Admission fee	1,69,000.00	
Project and Viva	56,000.00	
Students Uniform Cloth	2,83,834.00	
Students Insurance	5,10,800.00	
Re admission Fee	45,000.00	
		58,64,134.00
		7,60,45,649.00

Schedule - 5 - Indirect Income

Particulars	Amount	Amount
Miscellaneous Income		5,72,765.28
Students Penalties & Fine		2,45,379.00
Application Form Fee Received B Tech 2019		67,800.00
Application Form Fee Received M Tech 2019		21,000.00
Credential Verification		7,000.00
Rent Received		30,000.00
Sale From Store		67,423.00
Interest Received		373.00
Remuneration on Exam Duties		2,92,492.31
Exam Fee-Internal Improvement		4,98,000.00
Revaluation Fee		1,000.00
Fee for Lab Consumables		2,80,000.00
Industrial & Educational Visit		24,250.00
Students Administration Fee		17,000.00
Arts & Tech Fest 2018		3,50,000.00
Arts & Tech Fest 2019		15,309.00
Comprehensive Exam Fee		68,000.00
Crash Course-2019		48,265.00
Supplementary Exam Fee		1,69,880.00
		27,75,936.59

For Thejus Engineering College

Chairman and Mg. Trustee.



Schedule -6- Operating & Administrative Expenses

Particulars	Amount	Amount
Administrative Expenses		69,11,400.76
Academic Expenses		38,16,679.24
Admission Expenses		10,40,563.00
AICTE/ University Fee		12,53,500.00
Bank Interest		8,03,603.00
Electricity / Water Charges		27,45,776.00
Hostel Mess Expenses		18,84,566.00
Insurance		1,23,187.00
Journals & Periodicals		5,59,904.18
Lab Consumables		1,05,040.00
Rates & Taxes		23,69,648.20
Repairs & Maintenance		10,30,424.00
Salary and Allowance		
Allowances	1,03,361.00	
EPF Contribution	7,86,166.00	
Esic Contribution	3,06,368.00	
Festival Allowance	2,26,700.00	
Gratuity	31,78,838.00	
Salary to Staff	5,29,95,251.00	5,75,96,684.00
Vehicle Running and Maintenance		1,14,29,159.00
Audit Fee		62,951.00
		9,17,33,085.38

For Thejus Engineering College


Chairman and Mg. Trustee.



**THEJUS ENGINEERING COLLEGE
SCHEDULE 2: FIXED ASSETS**


PARTICULARS	W.D.V AS ON 31/03/2019	ADDITIONS		SALES / TRANSFER	NET BLOCK	RATE	DEPRECIATION		W.D.V AS ON 31/03/2020
		Before Sept	After sept				Before Sept	After sept	
LAND	51,72,019.00				51,72,019.00				51,72,019.00
BUILDING									
Buildings	20,86,78,025.83				20,86,78,025.83	10%	2,08,67,802.58	-	18,78,10,223.24
Basket Ball Court	4,36,813.67				4,36,813.67	10%	43,681.37	-	3,93,132.30
Canteen Building	72,86,226.07				72,86,226.07	10%	7,28,622.61	-	65,57,603.46
College Building	1,88,24,135.18				1,88,24,135.18	10%	18,82,413.52	-	1,69,41,721.67
Main Block	2,29,47,753.60				2,29,47,753.60	10%	22,94,775.36	-	2,06,52,978.24
Hostel Building - Boys	1,11,63,493.71				1,11,63,493.71	10%	11,16,349.37	-	1,00,47,144.34
Hostel Building - Girls	1,54,76,702.55				1,54,76,702.55	10%	15,47,670.26	-	1,39,29,032.30
Lab Block	4,89,589.01				4,89,589.01	10%	48,958.90	-	4,40,630.11
Furniture And Fittings									
Book Shelves	7,37,574.53				7,37,574.53	10%	73,757.45	-	6,63,817.07
Chair	8,81,876.44				8,81,876.44	10%	88,187.64	-	7,93,688.80
Chalk Board	25,446.70		6,902.00		32,348.70	10%	2,544.67	345.10	29,458.93
Computer Chair & Table	8,06,243.72				8,06,243.72	10%	80,624.37	-	7,25,619.35
Desk With Bench	17,78,697.68				17,78,697.68	10%	1,77,869.77	-	16,00,827.91
Drawing Board, Stand Stool	10,82,971.83				10,82,971.83	10%	1,08,297.18	-	9,74,674.64
Furniture And Fittings	38,21,938.74	8,625.00			38,30,563.74	10%	3,83,056.37	-	34,47,507.37
Hostel Furniture	5,71,829.00				5,71,829.00	10%	57,182.90	-	5,14,646.10
Interior Work	39,13,072.26				39,13,072.26	10%	3,91,307.23	-	35,21,765.04
Nilavilakku	9,696.52				9,696.52	10%	969.65	-	8,726.87
Musical Instruments	43,698.81				43,698.81	10%	4,369.88	-	39,328.93
Office Furniture									
Office Chair	5,36,021.74				5,36,021.74	10%	53,602.17	-	4,82,419.57
Office Storewell	2,93,301.16				2,93,301.16	10%	29,330.12	-	2,63,971.05
Office Furniture	1,33,902.98				1,33,902.98	10%	13,390.30	-	1,20,512.68
Office Table	8,67,761.84				8,67,761.84	10%	86,776.18	-	7,80,985.65
Steel Almirah	49,704.91				49,704.91	10%	4,970.49	-	44,734.42
Steel Coat	1,95,132.14				1,95,132.14	10%	19,513.21	-	1,75,618.93
Trolley	13,409.60				13,409.60	10%	1,340.96	-	12,068.64
Locker	8,346.57				8,346.57	10%	834.66	-	7,511.92
Safe With Cashbox	49,689.74				49,689.74	10%	4,968.97	-	44,720.76
Hostel equipment	69,281.73				69,281.73	10%	6,928.17	-	62,353.56
Kitchen Utensils	40,120.72				40,120.72	10%	4,012.07	-	36,108.65
Canteen Equipments	4,65,027.32				4,65,027.32	10%	46,502.73	-	4,18,524.59
Name Board	33,068.92				33,068.92	10%	3,306.89	-	29,762.02
Table Tennis Board	28,166.37				28,166.37	10%	2,816.64	-	25,349.74

For Thejus Engineering College

[Signature]
Chairman and Mg. Trustee.



Electrical Fittings	9,48,275.82	5,098.00			9,50,373.82	10%	95,037.38	-	8,55,336.44
Electrical Fittings & Equipments	5,03,154.87	4,678.00			5,07,832.87	10%	50,783.29	-	4,57,049.59
Office Fans	2,94,761.50				2,94,761.50	10%	29,476.15	-	2,65,285.35
PA Systems	35,593.26				35,593.26	10%	3,559.33	-	32,033.94
Solar Street/Pole Light	1,13,400.00				1,13,400.00	10%	11,340.00	-	1,02,060.00
Plant And Machinery	4,50,485.33				4,50,485.33	15%	67,572.80	-	3,82,912.53
Generator	2,142.46				2,142.46	15%	321.37	-	1,821.09
Grinder	87,736.78				87,736.78	15%	13,160.52	-	74,576.26
Motor	81,080.65				81,080.65	15%	12,162.10	-	68,918.55
Napkin Destroyer	1,11,844.87				1,11,844.87	15%	16,776.73	-	95,068.14
Transformer	23,41,764.63				23,41,764.63	15%	3,51,264.65	-	19,90,499.98
Workshop Machines & Tools	3,54,817.00				3,54,817.00	15%	53,222.55	-	3,01,594.45
Fire Extinguisher	16,292.86				16,292.86	15%	2,443.93	-	13,848.93
Bio Gas Plant	15,509.23				15,509.23	15%	2,326.38	-	13,182.84
Tools & Equipment	9,353.31				9,353.31	15%	1,403.00	-	7,950.31
Grinder (For Hostel)	14,114.45				14,114.45	15%	2,117.17	-	11,997.28
Telephone Instrument	11,43,662.68				11,43,662.68	15%	1,71,549.40	-	9,72,113.27
LPS	1,55,895.95				1,55,895.95	15%	23,384.39	-	1,32,511.56
Water Cooler	19,55,355.17				19,55,355.17	15%	2,93,303.28	-	16,62,051.90
Airconditioner	29,314.21				29,314.21	15%	4,397.13	-	24,917.08
Finger Printer	1,15,361.46				1,15,361.46	15%	17,304.22	-	98,057.24
Printer	9,428.74				9,428.74	15%	1,414.31	-	8,014.43
Printing Machine (With Electronic Cash Register)	2,95,814.36			11,800.00	3,07,614.36	15%	44,372.15	885.00	2,62,357.21
Sewage Treatment Plant	35,171.91				35,171.91	15%	5,275.79	-	29,896.13
Television	1,54,477.70				1,54,477.70	15%	23,171.65	-	1,31,306.04
Interactive Board Promethean	2,42,877.57				2,42,877.57	15%	35,676.64	21,545.63	5,81,230.31
Battery	1,28,300.00				1,28,300.00	15%	22,540.95	708.00	1,36,464.05
GPS VLT Device	1,50,273.00				1,50,273.00	15%	-	1,062.00	13,098.00
Swiping Machine									

For Thejus Engineering College

Chairman and Mg. Trustee.



Computer And Accessories										
CC TV Camera System	83,238.40		1,23,883.00		2,07,121.40	40%	33,295.36	24,776.60	1,49,049.44	
Computer And Accessories	3,96,314.68	4,300.00			4,00,614.68	40%	1,60,245.87	-	2,40,368.81	
Computer	2,62,238.40				2,62,238.40	40%	1,04,895.36	-	1,57,343.04	
Software	3,19,069.99				3,19,069.99	40%	1,27,628.00	-	1,91,442.00	
Lab Equipments										
Air Compressor	29,364.86				29,364.86	15%	4,404.73	-	24,960.13	
Lab Equipments	82,50,957.29	17,700.00			82,68,657.29	15%	12,40,298.59	-	70,28,358.69	
Robot Trainer	3,59,808.89				3,59,808.89	15%	53,971.33	-	3,05,837.56	
Refrigerator	5,430.96				5,430.96	15%	814.64	-	4,616.31	
Library Books	27,15,793.56	1,481.00	22,379.00		27,39,653.56	15%	4,07,591.18	1,678.43	23,30,383.95	
Office Equipments										
Biometric Fingerprint Scanner	28,512.50				28,512.50	15%	4,276.88	-	24,235.63	
Camera	1,32,926.48				1,32,926.48	15%	19,938.97	-	1,12,987.51	
Cooler	2,04,485.36				2,04,485.36	15%	30,672.80	-	1,73,812.55	
Currency Counting Machine	5,091.52				5,091.52	15%	763.73	-	4,327.79	
EPABX	2,19,521.57				2,19,521.57	15%	32,928.24	-	1,86,593.33	
Fax Machine	12,426.24				12,426.24	15%	1,863.94	-	10,562.30	
Inverter	9,373.09				9,373.09	15%	1,405.96	-	7,967.12	
LCD Projector & Screen	1,28,755.66				1,28,755.66	15%	19,313.35	-	1,09,442.31	
Photostat Machine	93,506.48				93,506.48	15%	14,025.97	-	79,480.51	
Sound System	57,749.32				57,749.32	15%	8,662.40	-	49,086.92	
Stabilizer	16,063.09				16,063.09	15%	2,409.46	-	13,653.62	
Water Filter	3,135.78				3,135.78	15%	470.37	-	2,665.41	
Weighing Machine	6,083.33				6,083.33	15%	912.50	-	5,170.83	
Vehicles										
College Bus	1,27,42,031.16				1,27,42,031.16	15%	19,11,304.67	-	1,08,30,726.48	
Office Car	3,86,698.83				3,86,698.83	15%	58,004.82	-	3,28,694.01	
Tempo Traveller	1,85,150.26				1,85,150.26	15%	27,772.54	-	1,57,377.72	
Toyota Innova	13,87,224.23				13,87,224.23	15%	2,08,083.63	-	11,79,140.59	
Total	34,44,86,379.24	3,20,455.00	4,75,839.00	-	34,52,82,673.24	-	3,60,28,047.25	51,000.75	30,92,03,635.24	

For Thejus Engineering College

Chairman and Mg. Trustee

